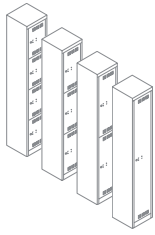
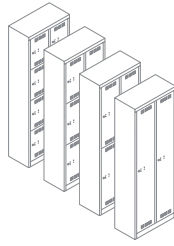


# MonoBloc™

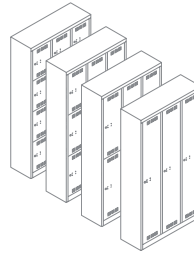
ML03S4  
ML03S3  
ML03S2  
ML03S1



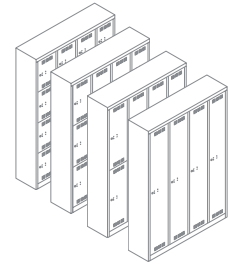
ML06D4  
ML06D3  
ML06D2  
ML06D1



ML09T4  
ML09T3  
ML09T2  
ML09T1



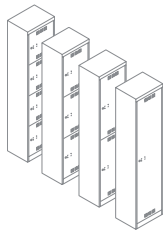
ML11Q4  
ML11Q3  
ML11Q2  
ML11Q1



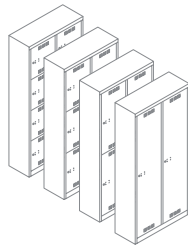
MonoBloc™ lockers - 248mm (9.76") wide doors 1700 (66.9") 500mm (19.7") deep					Price Group 62
code	description no. doors x size of doors	external width	internal door height	horizontal split (no columns)	vertical split (no rows)
ML03S1	1 x full height door	322 (12.7")	1580 (62.2")	1	1
ML03S2	2 x half height doors	322 (12.7")	787 (31")	1	2
ML03S3	3 x third height doors	322 (12.7")	520 (20.5")	1	3
ML03S4	4 x quarter height doors	322 (12.7")	390 (15.4")	1	4
ML06D1	2 x full height doors	610 (24")	1580 (62.2")	2	1
ML06D2	4 x half height doors	610 (24")	787 (31")	2	2
ML06D3	6 x third height doors	610 (24")	520 (20.5")	2	3
ML06D4	8 x quarter height doors	610 (24")	390 (15.4")	2	4
ML09T1	3 x full height doors	900 (35.4")	1580 (62.2")	3	1
ML09T2	6 x half height doors	900 (35.4")	787 (31")	3	2
ML09T3	9 x third height doors	900 (35.4")	520 (20.5")	3	3
ML09T4	12 x quarter height doors	900 (35.4")	390 (15.4")	3	4
ML11Q1	4 x full height doors	1183 (46.6")	1580 (62.2")	4	1
ML11Q2	8 x half height doors	1183 (46.6")	787 (31")	4	2
ML11Q3	12 x third height doors	1183 (46.6")	520 (20.5")	4	3
ML11Q4	16 x quarter height doors	1183 (46.6")	390 (15.4")	4	4

Carcase colour is always light grey.

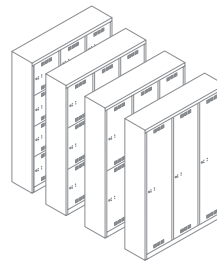
ML04S4  
ML04S3  
ML04S2  
ML04S1



ML08D4  
ML08D3  
ML08D2  
ML08D1



ML12T4  
ML12T3  
ML12T2  
ML12T1



MonoBloc™ lockers - 348mm (13.7") wide doors 1700 (66.9") 500mm (19.7") deep					Price Group 62
code	description no. doors x size of doors	external width	internal door height	horizontal split (no columns)	vertical split (no rows)
ML04S1	1 x full height door	422 (16.6")	1580 (62.2")	1	1
ML04S2	2 x half height doors	422 (16.6")	787 (31")	1	2
ML04S3	3 x third height doors	422 (16.6")	520 (20.5")	1	3
ML04S4	4 x quarter height doors	422 (16.6")	390 (15.4")	1	4
ML08D1	2 x full height doors	810 (31.9")	1580 (62.2")	2	1
ML08D2	4 x half height doors	810 (31.9")	787 (31")	2	2
ML08D3	6 x third height doors	810 (31.9")	520 (20.5")	2	3
ML08D4	8 x quarter height doors	810 (31.9")	390 (15.4")	2	4
ML12T1	3 x full height doors	1200 (42.2")	1580 (62.2")	3	1
ML12T2	6 x half height doors	1200 (42.2")	787 (31")	3	2
ML12T3	9 x third height doors	1200 (42.2")	520 (20.5")	3	3
ML12T4	12 x quarter height doors	1200 (42.2")	390 (15.4")	3	4

Carcase colour is always light grey.

# MonoBloc™

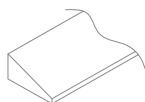
units factory fitted with clean/dirty dividers					Price Group 62	
code	description no. doors x size of doors	external width	internal door height	horizontal split (no columns)	vertical split (no rows)	
MLD04S1	1 x full height doors	422 (16.6")	1580 (62.2")	1	1	
MLD08D1	2 x full height doors	810 (31.9")	1580 (62.2")	2	1	
MLD12T1	3 x full height doors	1200 (42.2")	1580 (62.2")	3	1	

Carcase colour is always light grey.

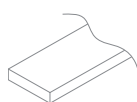
## MonoBloc™ optional extras

MonoBloc™ lockers optional extras		Price Group 62
code	description	
add suffix L	leveller foot - height adjustable 13 - 35mm (overall height 1713 - 1735 mm available separately, code MLALF (pack of 4)	
add suffix F	moulded plastic foot, height 150mm (overall height 1850mm available separately, code MLMPF (pack of 4)	
add suffix P	factory fitted plinth, height 106mm (overall height 1806mm) See table below	
add suffix X	same lock number	
add suffix H	hasp lock	
add suffix R	rotary combination lock	

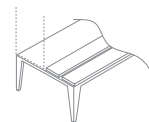
Specify base first, then lock e.g. MLS03S1LX



sloping top - 500mm (19,7") deep,  
250 / 40mm (1.57") high



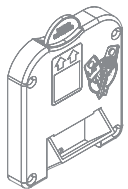
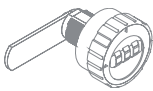
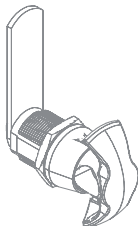
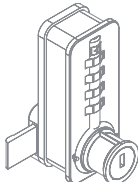


plinth - 500mm (19,7") deep  
106mm (4.2") high



bench - 800mm (31.5") deep  
400mm (15.7") high

MonoBloc™ lockers optional extras				Price Group 62
width	code	ordered separately	factory fitted	code
322mm (12.7")	MLS03	MLP03	suffix P	N/A
422mm (16.6")	MLS04	MLP04	suffix P	N/A
610mm (24")	MLS06	MLP06	suffix P	MLB06
810mm (31.9")	MLS08	MLP08	suffix P	MLB08
900mm (35.4")	MLS09	MLP09	suffix P	MLB09
1183mm (46.6")	MLS11	MLP11	suffix P	MLB11
1200mm (42.2")	MLS12	MLP12	suffix P	MLB12

# Locks

description	feature	benefit	Warranty Period	2 Door BLF	LateralFile™ Lodges (doors only)	Drawer BLF	Flipper BLF	2 Door SYS	Drawer SYS	Flipper SYS	Pedestal BIP	Pedestal Note™	MonoBloc™	CLK	SystemFile™ Lodge	Be Lodges
 <p>coin return lock</p>	<ul style="list-style-type: none"> <li>Full wet area tested</li> <li>High quality brass pin tumbler barrel</li> <li>High strength nickel silver key</li> <li>Coin return tray as standard</li> <li>Escutcheon available</li> <li>Comprehensive range of coins or tokens</li> <li>Industry standard footprint</li> </ul>	<p>For primary use in personal lockers sited in wet or dry area "open access" environments, this coinlock can be specified to operate with a comprehensive range of coins or tokens and encourages the user to return their key and therefore release the locker for use by others.</p>	5 years												✓	
 <p>plastic locker combination lock</p>	<ul style="list-style-type: none"> <li>Compact 3 digit mechanical combination lock with simple code change and code finding functions.</li> <li>3 wheeled programmable combination lock, code find capability by using a shim</li> <li>Low cost option</li> </ul>	<p>It has industry standard panel piercing size and is suitable for panel widths of up to 12mm.</p> <ul style="list-style-type: none"> <li>Body size: 44mm diameter</li> <li>20mm body, fitted with cam 7240853 locked at 9:00, cranked away. 90 degree clockwise movement</li> </ul>	5 years									✓	✓			
 <p>latch lock</p>	<ul style="list-style-type: none"> <li>Latch Lock for many applications</li> <li>Uses 6-7mm hasp padlock</li> <li>Handle turns freely with padlock in place</li> <li>Cam cannot be turned with padlock in place</li> <li>Push in handle to engage cam motion</li> <li>90° Engaged movement</li> <li>Optional cam specification</li> <li>Chrome finish</li> <li>Attractive size</li> <li>Padlock not included</li> </ul>	<p>Locker Latch Lock REF: 4428-702</p> <ul style="list-style-type: none"> <li>Low cost option</li> <li>Please note; this lock does not include pad lock</li> <li>Commonly used on locker units - person can bring own padlock to secure unit</li> </ul>	5 years									✓	✓			
 <p>M1 (mechanical combination lock)</p>	<ul style="list-style-type: none"> <li>Automatic 0000 scramble feature to hide users code once opened</li> <li>Management key over ride</li> <li>Established product and comprehensive applications available (cams, bolts, locking rods, sliding door). European sourced - Delivery TBC</li> <li>Available in horizontal and vertical orientations</li> </ul>		2 years	✓							*	*		✓		
 <p>E4 Digital Combination Lock</p>	<ul style="list-style-type: none"> <li>Keypad operation</li> <li>Brushed Nickel Finish</li> <li>Visible and auditable indicators</li> </ul>	<ul style="list-style-type: none"> <li>Benefits are</li> <li>Simple Installation</li> <li>Customisable settings</li> </ul>	3 years	✓									✓	✓	✓	✓
		<p>Programming &amp; Managers Key Starter Pack (must be specified with every order)</p>														
 <p>RF1 RFID Lock</p>	<ul style="list-style-type: none"> <li>Brushed Nickel Finish</li> <li>Visible and auditable indicators</li> <li>Manage with electronic keys or mobile device</li> </ul>	<ul style="list-style-type: none"> <li>Simple Installation</li> <li>Customisable settings</li> </ul>	3 years	✓												✓
		<p>Programming &amp; Managers Key Starter Pack (must be specified with every order)</p>														

\* Needs to be flush front doors