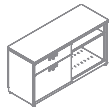


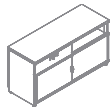
Be™ credenza



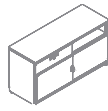
BECR1LS



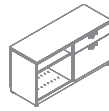
BECR1LM



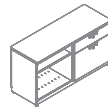
BECR2LS



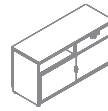
BECR2LM



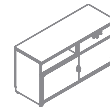
BECR1RS



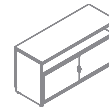
BECR1RM



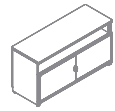
BECR2RS



BECR2RM



BECR3XS



BECR3XM

Be™ credenza - 1200 wide, 440mm (17.3") deep		Price Group 41
code	description	height mm
BECR1LS	Be™ credenza split with 2 600mm wide left hand drawers and steel top	631 (24.8")
BECR1LM	Be™ credenza split with 2 600mm wide left hand drawers and MFC top	626 (24.6")
BECR2LS	Be™ credenza split with 1 600mm side left hand drawer and full sliding door with a steel top	631 (24.8")
BECR2LM	Be™ credenza split with 1 600mm side left hand drawer and full sliding door with a MFC top	626 (24.6")
BECR1RS	Be™ credenza split with 2 600mm wide right hand drawers and steel top	631 (24.8")
BECR1RM	Be™ credenza split with 2 600mm wide right hand drawers and MFC top	626 (24.6")
BECR2RS	Be™ credenza split with 1 600mm side right hand drawer and full sliding door with a steel top	631 (24.8")
BECR2RM	Be™ credenza split with 1 600mm side right hand drawer and full sliding door with a MFC top	626 (24.6")
BECR3XS	Be™ credenza with no split, shelf, sliding doors and a steel top	631 (24.8")
BECR3XM	Be™ Credenza with no split, shelf, sliding doors and a MFC top	626 (24.6")

To select a MFC top please select the code ending in M i.e. BECR2RM.

To select a steel top please select the code ending in S i.e. BECR2RS.

Selecting colour & top finishes:

MFC – please select the colour of the unit followed by the colour of the MFC top e.g. BA5018 (Traffic White carcass with an oak top) (BECR2RM ba5018).

Steel – steel tops are the same colour as the carcass so only specify the carcass colour e.g. ba5 (BECR1LS ba5).

Credenzas come with levelling feet as standard (+10mm & -8mm height adjustment).

The second to last letters in the code: L, R and X show whether the drawers are on the left (L), the right (R) or they don't have any drawers (X).